

# 19" Open Rack for Network and Cabling Management

## Features:

The CLM-221X-XXXX openrack is a solution of easier assembling, more competitive price for our customers. All components can be separated by parts. To save more space in shipping is packing all components in one box.

This series of racks is suit for network and cabling and assembly easily and save more time with other doors.

All specification is following the industrial standard "ANSI / EIA-RS-310C" for all professional purposes.



**CLM-2211-311**  
One frame  
Two front & rear plinth  
Two 1U blanking panel

**CLM-2211-75311**  
One frame  
Two left & right plinths  
Two 1U blanking panel

### Model No.

**CLM-2211-75311**

| Model No. of Openrack | No. of Main Frames | Depth of Plinth | Height of "U" | Color No. |
|-----------------------|--------------------|-----------------|---------------|-----------|
|-----------------------|--------------------|-----------------|---------------|-----------|

### 1 Variants On The Plinth




**Twin castors Assembled (option)**  
Facilitate problem-free and un-level ground.

### 2 Mounting Angles




**Accurately punching on a pitch pattern in 25mm square holes on main frames**  
For mounting 19" network components, stability server or others' components.

### 3 Baying connection



**Fixing Baying connectors(Optional)**

### 4 Variants Installed On Main Frames



**CLM-882105**  
**Twin-arm fixed component shelf for one pair of mounting angles ,482.6 mm (19")**  
Which fixed installation, component shelf is the same.  
For Loading a not havey component on



**CLM-882104**  
**Fixed component shelf for two pairs of mounting angles,482.6 mm (19")**  
For integration heavy monitors or other network 19" components.



**CLM-882030/882031/882032**  
**Drawer 1U/2U / 3U for one pair of mounting angles, 482.6 mm (19")**  
For storing of small items and documents.



### Patch panels

19" pitch pattern for mounting 19" components to reach a data managing in efficiency .  
(see page of K22~K27)



**CLM-2211-151**



**CLM-2211-80151**

# Applications base on CLM-221X-XX series

## CLM-221X-XXX specificaiton :

- Width: 19"
- Depth: 600/700/800/900/1000 mm
- Height: 15U, 20U, 31U, 36U, 40U, 45U
- Color : Beige RAL 7035  
Black RAL 9011
- Frame: One Frame  
Two Frames

## CLM-2212-75311 (Optional)

The installation example is set for a professional user to put more devices .

- one screen
- one shelf
- one keyboard drawer
- one 1.5U hub switch
- Five CLM-612199-XX cable shunting rings
- two 4U professional servers
- one pull-out shelf
- one vented shelf
- one power distributor


## CLM-2212-75151 (Optional)

The installation example is set for a soho user to put some devices under a table. The L-shape plinth could make whole openrack more stable.

- one 1.5U hub switch
- Five CLM-612199-XX cable shunting rings
- one 2U Server
- one shelf
- one power distributor



19" OPEN RACK





# Standard Components for CLM-221X series


## Depth Stay (CLM-2212 series)



For securing and stabilizing two pairs of 482.6mm (19") mounting angles of the openrack. The length of the depth stays punched a line holes in pitch pattern 50mm flexible and can accommodate all spacings of mounting angles.

**Specification:**  
882102-75 for depth 600/700/800mm depth  
882102-90 for depth 900/1000mm depth  
**Material:** Sheet steel  
**Supply Includes:** Assembly parts  
**Finished:** Powder Coating  
in RAL7035, RAL 9011

| CLM Part No. | CLM Part No. | Pack No. |
|--------------|--------------|----------|
| 882102-75    | 750 mm       | 2        |
| 882102-90    | 900 mm       | 2        |



## Right & Left Mounting Angles



The full length mounting angle was punched a "U" pitch pattern with several 25mm square holes accurately suited for CLM-882003 cage nuts & CLM-662028 M6 screws to mount 19" industrial components .

A second pair of mounting angles may be requested for mounting heavy 19" (482.6 mm) industrial components stably & securely .

**Material:** 2.0 Thickness Sheet Steel  
**Supply Includes:** Assembly parts.  
**Finished:** Powder Coating in color  
RAL7035, RAL 9011

| CLM Part No. | CLM Part No. | U  | Pack No. |
|--------------|--------------|----|----------|
| 612202-15    | 612203-15    | 15 | 2        |
| 612202-20    | 612203-20    | 20 | 2        |
| 612202-31    | 612203-31    | 31 | 2        |
| 612202-36    | 612203-36    | 36 | 2        |
| 612202-40    | 612203-40    | 40 | 2        |
| 612202-45    | 612203-45    | 45 | 2        |

## Top & Bottom Frames



**Material:** 2.0 Thickness Sheet Steel  
**Supply Includes:** Assembly parts.  
**Finished:** Powder Coating in color RAL7035, RAL 9011

| CLM Part No. | Pack No. |
|--------------|----------|
| 612205-01    | 2        |

## Plinth for two frames (CLM-2212 series)



To directly locate on floor for installation mounting angles and fixed on the floor on the right and left side of main frames.

Punched a line holes in pitch pattern 50mm flexible depth to accommodate components length.

**Material:** 3.0 Thickness sheet steel  
**Supply Includes:** Assembly parts.  
**Finished:** Powder Coating in color  
RAL7035, RAL 9011

| CLM Part No. | CLM Part No. | Pack No. |
|--------------|--------------|----------|
| 613300-60    | 600 mm       | 2        |
| 613300-70    | 700 mm       | 2        |
| 613300-80    | 800 mm       | 2        |
| 613300-90    | 900 mm       | 2        |
| 613300-100   | 1000 mm      | 2        |

## Blanking Panel



**Material:** 1.2 Thickness sheet steel  
**Supply Includes:** Assembly parts.  
**Finished:** Powder Coating in color  
RAL7035, RAL 9011

| CLM Part No. | Standard | U | Pack No. |
|--------------|----------|---|----------|
| 612027-10    | Yes      | 1 | 2        |
| 612027-20    |          | 2 | 2        |
| 612027-30    |          | 3 | 2        |
| 612027-40    |          | 4 | 2        |

# Optional Components for CLM-221X series

## Plinth for two frames (CLM-2211 series)



To directly locate on floor for installation mounting angles and fixed on the floor by fastening in the front and rear of the main frame.

| CLM Part No. | Model Part No. | Pack No. |
|--------------|----------------|----------|
| 613301-00    | CLM-2211-XX    | 2        |

**Material:** 3.0 Thickness sheet steel

**Supply Includes:** Assembly parts.  
**Finished:** Powder Coating in color RAL7035, RAL 9011

## Baying connectors



| CLM Part No. | Used to   | U  | Pack No. |
|--------------|-----------|----|----------|
| 882146-2     | 882108-15 | 15 | 2        |
| 882146-2     | 882108-20 | 20 | 2        |
| 882146-2     | 882108-31 | 31 | 2        |
| 882146-3     | 882108-36 | 36 | 3        |
| 882146-4     | 882108-40 | 40 | 4        |
| 882146-4     | 882108-45 | 45 | 4        |

For assembling rows for distributor frames, or for cable routing between Two Open Rack.

**Material:** Hexagon Steel section

**Supply Includes:** Self-tapping washer screw.

**Finished:** Ni-plated

## Assembly Steps


### Step 1: assembly top and side frames



### Step 2: assembly bottom and side frames



### Step 3: assembly plinths and main frames



# CLM-2211/2212 Open Rack Series

## Model No. Description:

- CLM-2212-60xx two pairs of mounting angles in 600mm depth.
- CLM-2212-70xx two pairs of mounting angles in 700mm depth.
- CLM-2212-80xx two pairs of mounting angles in 800mm depth.
- CLM-2212-90xx two pairs of mounting angles in 900mm depth.
- CLM-2212-100xx two pairs of mounting angles in 1000mm depth.

## Main Mechanism Supplied:

- Mounting angle: 1 or 2 pair of CLM-612202 & CLM-612203  
Included CLM-882135 Bottom crossbeam
- Plinth: 1 or 2 pair of CLM-613301-75 for 750mm Depth  
1 or 2 pair of CLM-613301-90 for 900mm Depth
- Depth Stays: 1 pair of (4 pcs) CLM-882102-75 for CLM-2212-75  
1 pair of (4 pcs) CLM-882102-90 for CLM-2212-90
- Optional accessories: 4 Castors or 4 levelling feet or  
4 Eyebolts for more please see page No.G8
- Finished: Powder coating in color RAL 7035 or RAL 9011  
Patent Pended: Germany 20103357.7 Taiwan 181978

## CLM-2211-xx (One pair of mounting angles)

| Total Unit(U)                    | Pack No. | 15          | 20          | 31          | 36          | 40          | 45          |
|----------------------------------|----------|-------------|-------------|-------------|-------------|-------------|-------------|
| Total Height (H)                 |          | 709.3       | 931.55      | 1420.5      | 1642.75     | 1820.55     | 2042.8      |
| Inner Height(B)                  |          | 670.3       | 892.55      | 1381.5      | 1603.75     | 1781.55     | 2003.8      |
| Clearance Height(U)              |          | 666.75      | 889         | 1377.95     | 1600.2      | 1778        | 2000.25     |
| Included Accessories / Model No. |          | CLM-2211-15 | CLM-2211-20 | CLM-2211-31 | CLM-2211-36 | CLM-2211-40 | CLM-2211-45 |
| CLM-882003-06 Nuts               | 33       |             |             |             |             |             |             |
| CLM-662028 M6 screws             | 73       |             |             |             |             |             |             |

## CLM-2212-60xx (D:600mm two pair of mounting angles)

| Total Unit(U)                    | Pack No. | 15            | 20            | 31            | 36            | 40            | 45            |
|----------------------------------|----------|---------------|---------------|---------------|---------------|---------------|---------------|
| Total Height (H)                 |          | 709.3         | 931.55        | 1420.5        | 1642.75       | 1820.55       | 2042.8        |
| Inner Height(B)                  |          | 670.3         | 892.55        | 1381.5        | 1603.75       | 1781.55       | 2003.8        |
| Clearance Height(U)              |          | 666.75        | 889           | 1377.95       | 1600.2        | 1778          | 2000.25       |
| Included Accessories / Model No. |          | CLM-2211-7515 | CLM-2211-7520 | CLM-2211-7531 | CLM-2211-7536 | CLM-2211-7540 | CLM-2211-7545 |
| CLM-882003-06 Nuts               | 33       |               |               |               |               |               |               |
| CLM-662028 M6 screws             | 73       |               |               |               |               |               |               |

## CLM-2212-70xx (D:700mm two pair of mounting angles)

| Total Unit(U)                    | Pack No. | 15            | 20            | 31            | 36            | 40            | 45            |
|----------------------------------|----------|---------------|---------------|---------------|---------------|---------------|---------------|
| Total Height (H)                 |          | 709.3         | 931.55        | 1420.5        | 1642.75       | 1820.55       | 2042.8        |
| Inner Height(B)                  |          | 670.3         | 892.55        | 1381.5        | 1603.75       | 1781.55       | 2003.8        |
| Clearance Height(U)              |          | 666.75        | 889           | 1377.95       | 1600.2        | 1778          | 2000.25       |
| Included Accessories / Model No. |          | CLM-2211-7515 | CLM-2211-7520 | CLM-2211-7531 | CLM-2211-7536 | CLM-2211-7540 | CLM-2211-7545 |
| CLM-882003-06 Nuts               | 33       |               |               |               |               |               |               |
| CLM-662028 M6 screws             | 73       |               |               |               |               |               |               |

## CLM-2212-80xx (D:900mm two pair of mounting angles)

| Total Unit(U)                    | Pack No. | 15            | 20            | 31            | 36            | 40            | 45            |
|----------------------------------|----------|---------------|---------------|---------------|---------------|---------------|---------------|
| Total Height (H)                 |          | 709.3         | 931.55        | 1420.5        | 1642.75       | 1820.55       | 2042.8        |
| Inner Height(B)                  |          | 670.3         | 892.55        | 1381.5        | 1603.75       | 1781.55       | 2003.8        |
| Clearance Height(U)              |          | 666.75        | 889           | 1377.95       | 1600.2        | 1778          | 2000.25       |
| Included Accessories / Model No. |          | CLM-2212-8015 | CLM-2212-8020 | CLM-2212-8031 | CLM-2212-8036 | CLM-2212-8040 | CLM-2212-8045 |
| CLM-882003-06 Nuts               | 33       |               |               |               |               |               |               |
| CLM-662028 M6 screws             | 73       |               |               |               |               |               |               |

## CLM-2212-90xx (D:900mm two pair of mounting angles)

| Total Unit(U)                    | Pack No. | 15            | 20            | 31            | 36            | 40            | 45            |
|----------------------------------|----------|---------------|---------------|---------------|---------------|---------------|---------------|
| Total Height (H)                 |          | 709.3         | 931.55        | 1420.5        | 1642.75       | 1820.55       | 2042.8        |
| Inner Height(B)                  |          | 670.3         | 892.55        | 1381.5        | 1603.75       | 1781.55       | 2003.8        |
| Clearance Height(U)              |          | 666.75        | 889           | 1377.95       | 1600.2        | 1778          | 2000.25       |
| Included Accessories / Model No. |          | CLM-2212-9015 | CLM-2212-9020 | CLM-2212-9031 | CLM-2212-9036 | CLM-2212-9040 | CLM-2212-9045 |
| CLM-882003-06 Nuts               | 33       |               |               |               |               |               |               |
| CLM-662028 M6 screws             | 73       |               |               |               |               |               |               |

## CLM-2212-100xx (D:1000mm two pair of mounting angles)

| Total Unit(U)                    | Pack No. | 15             | 20             | 31             | 36             | 40             | 45             |
|----------------------------------|----------|----------------|----------------|----------------|----------------|----------------|----------------|
| Total Height (H)                 |          | 709.3          | 931.55         | 1420.5         | 1642.75        | 1820.55        | 2042.8         |
| Inner Height(B)                  |          | 670.3          | 892.55         | 1381.5         | 1603.75        | 1781.55        | 2003.8         |
| Clearance Height(U)              |          | 666.75         | 889            | 1377.95        | 1600.2         | 1778           | 2000.25        |
| Included Accessories / Model No. |          | CLM-2212-10015 | CLM-2212-10020 | CLM-2212-10031 | CLM-2212-10036 | CLM-2212-10040 | CLM-2212-10045 |
| CLM-882003-06 Nuts               | 33       |                |                |                |                |                |                |
| CLM-662028 M6 screws             | 73       |                |                |                |                |                |                |

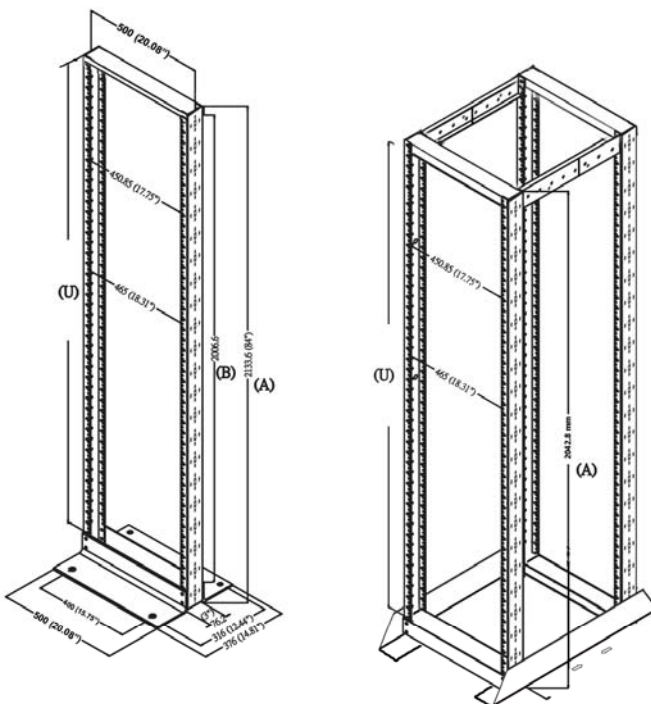
Color choose : Fill number 5, 1 in the  5 - RAL7035  1 - RAL9011

# CLM-2211-XX & 2212-60/70/80/90/1000

## 19" Open Rack For Network Server & Cabling Management Solutions



19" OPEN RACK



### Features:

The basis 2.0 thickness Sheet Steel to combine professional stamping technical created a CLM openrack made in "U-Shaped" stiffening furrow mounting angles for a heavy loading capacity punching in 25mm pitch pattern square holes with infinity in line on two edge sides for fastening all 19" (482.6mm) network components by CLM-882003 cage nuts and CLM-662028 M6 screws set from front or rear in any level in efficiency.

The second pair of mounting angles to accommodate 19" (482.6mm) network components, server system equipment to install Telescopic slide-rails, component shelves and cable clamp rails on to protect all components against overlap and in no bias for moving heavy-loading capacity to extra order castors for rugged floor and permit-free location, to extra order levelling feet for durable stability.

A pair of flexible plinth (bottom crossbeams) based on a 50mm pitch pattern for accommodation NetWork components to save strong vibration condition.